



Redefine the user experience

Materials, accessories and user interface devices for KONE elevators

www.kone.com.cy

Dedicated to
People Flow™



Contents

Introduction	3
Essential range	4
Refined range	7
Elegant range	11
Mix and match	15
Personalized journeys	16
KONE Digital Experience Cars	18
Solutions for scenic elevators	20
Solutions for durability	21
Solutions for accessibility	23

Redefine the user experience

The interior of an elevator significantly contributes to the overall architectural ambiance of a building. Similar to any other enclosed space, an elevator that is user-friendly, adorned with appealing finishes, adaptable color schemes, intelligent lighting, a harmonious soundscape, and digital media content has the potential to elevate the stature of your building.

We have created predefined elevator interior ranges for you to choose from or you can always mix and match between ranges to find the optimal solution.

Build greener

Materials are compliant with LEED low-emitting materials, BREEAM indoor air quality and Nordic Swan material precondition requirements.

Availability

[MONOSPACE 4 DX CORE](#)

[MONOSPACE 4 DX PRO](#)

[MONOSPACE 700 DX](#)

Essential & Refined

Essential, Refined & Elegant

Unlimited




Making everyday smoother



Pleasant continuity through spaces



Authentic and true interiors



Elevator ride more than the destination

Reference car interior

Wall: Blue Reflection (P62)

Ceiling: CL80, Cottongrass White (P63)

Floor: Granite Grey (RC33)

Mirror: Partial Width, Partial Height (MR1)

COP: KSC 186, Asturias Satin (F)

Handrail: HR64, Asturias Satin (F)

Skirting: None



Essential


Making everyday smoother

Curated selection incorporating practical materials and accessories enhances everyday functionality, delivering excellent value for both residential and public buildings.


Walls

Local wall





Z
Raw surface
for local paint
or decorative panels


Painted steel



P51
Misty Grey
(RAL 9006)

P62
Blue Reflection




P63
Cottongrass White
(RAL 9003)






P69*
Jet Black
(RAL 9005)


Available from
July 2026


Wooden printed steel




PS9
Light wood





PS10
Dark wood

PS11
Grayed Wood


Stainless steel texture



SA1 *
Silver Satin


UPGRADE OPTION Brushed stainless steel




F
Asturias Satin
 

Floors


Local flooring





0
Raw surface
for local finishing



Rubber





RC30
Carbon Black





RC31 **
Quartz Gray




RC32
Beige Gray





RC33 **
Granite Gray


Doors

Local door





Z
Raw surface
for local finishing


Painted steel




P51 ***
Misty Grey
(RAL 9006)

P69*
Jet Black
(RAL 9005)




Available from
July 2026




P63 *
Cottongrass White
(RAL 9003)



UPGRADE OPTION Painted steel



Custom RAL
color *****
 


Stainless steel texture







SA1 *****
Silver Satin


UPGRADE OPTION Brushed stainless steel



F
Asturias Satin
 

Note:

-  Upgrade option
-  Extended lead time
-  Nordic Swan Ecolabel
-  LEED/BREEAM
- * Not available on MonoSpace 700 DX
- ** Not available on MonoSpace 4 DX Core
- *** Not available on KES 100
- **** Only available for KES202, not available for MonoSpace 700 DX
- ***** Not available on MonoSpace 4 DX Core or KES 202

Ceilings

Direct lighting



CL80
Cottongrass White (P63)
Asturias Satin (F)

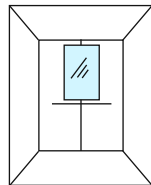
Additional LED spot option available

Ceiling finishes

-  Cottongrass White (P63)  
-  Silver Satin (SA1)**  
-  Asturias Satin (F)   

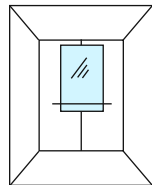
Mirrors

UPGRADE OPTION



MR1
Narrow width
Partial height

Available from
December 2026



MR1
Partial width
Partial height



Handrails



HR53 (EN81-70)
Asturias Satin (F)





HR64 (EN81-70)
F Asturias Satin



Available until
July 2026 on
MonoSpace 4 DX Core




Car operating panel (COP)

COP



KSC 186

Faceplate finishes

-  Silver brushed (ST4)
stainless steel  

Mounting type

COP: surface
Button: surface

COP Display



5,7" LCD

UPGRADE OPTION




COP



KONE Interact 10



Faceplate finishes

-  Asturias Satin (F)  

Mounting type

COP: flush
Button: surface

COP Display



5,7" LCD



Full graphic 7"

COP Lens



Black,
round



Black,
rectangular

Landing user interface (surface mounted)

Landing call stations



KSL170 **



KSL280



KSL284





KSL286
simplex





KSL286
duplex





KSL 186



Hall displays



KSH280



KSI286






Car hall lantern



KSJ280

Note:

-  Upgrade option
-  Nordic Swan Ecolabel
-  LEED/BREEAM
- No skirting options in Essential range
- * Not available on KONE MonoSpace 4 DX Core
- ** Not available on KONE MonoSpace 4 DX Pro or KONE MonoSpace 700 DX

Reference car interior

Wall: Grayed Oak (L237)

Ceiling: CL96, Asturias Satin (F)

Floor: Natural Oak (EF)

Mirror: Full Width, Partial Height (MR1)

COP: KONE Interact 20, Asturias Satin (F)

Handrail: HR64, Asturias Satin (F)

Skirting: Asturias Satin (F)

Refined

Pleasant continuity through spaces

Durable surfaces with enhanced versatility provide significant value across various building types, spanning from residential homes to retail, offices, and high-rise structures. With a diverse range of elements that can be easily interchanged, there's ample opportunity for mix-and-match customization to discover the optimal solution for each space.

Walls

Woodgrain laminate



L235
Whitened Ash
🔗🔗




L236
Natural Oak
🔗🔗



L237 **
Grayed Oak
🔗🔗



L238
Warm Oak
🔗🔗



L239 **
Blackened Oak
🔗🔗



L241 **
Warm Brown
🔗🔗

Leathery laminate

Standard laminate



L209 **
Snowberry White
🔗🔗



L233 **
Quartz Gray
🔗🔗

UPGRADE OPTION

Smart laminate*



L243
Ultimate Gray
🔗🔗🔗


Resistant stainless steel



F2 **
Asturias Satin
(Anti-fingerprint)
🔗🔗



K
Scottish Quad
🔗🔗



TS1
Flemish Linen
🔗🔗

UPGRADE OPTION

Mirror-polished stainless steel



H **
Murano Mirror
🔗🔗🔗🔗

Note:

- 🔗 Upgrade option
- 🔗 Extended lead time
- 🔗 Nordic Swan Ecolabel
- 🔗 LEED/BREEAM

* Matt finish, anti-fingerprint, anti-bacterial, repair-ability, and stain resistant to reduce the amount of cleaning required

** Not available for KONE MonoSpace 4 DX Core



Soft touch


In search of warm and comforting surfaces to fashion a cozy and welcoming environment, high-pressure laminate emerges as an ideal choice. Renowned for its exceptional durability, this material maintains its desired tactile qualities even with daily usage. Moreover, laminates prove particularly advantageous in optimizing lighting effects to enhance the ambiance further.

Floors

Composite stone



SF40 *
White Marble
U P Q



SF41 *
Beige Chalk
U P Q




SF42
Gray Granite
U P Q

Doors

Resistant stainless steel



F2 **
Asturías Satin
(Anti-fingerprint)
E P Q



K
Scottish Quad
P Q



TS1
Flemish Linen
P Q

Mirror stainless steel



H ***
Murano Mirror
P Q

Ceilings

Direct lighting



CL96 / CL96FF / CL96 FFL / CL96NHR
Cottongrass White (P63)
Asturías Satin (F)

Direct lighting



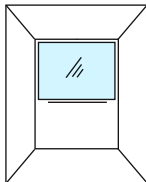
CL80****
Murano Mirror (H)

Additional LED spot option available

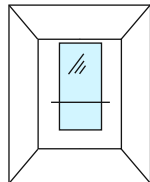
Ceiling finishes

- Asturías Satin (F) P Q
- Cottongrass White (P63) P Q
- Murano Mirror (H) P Q

Mirrors

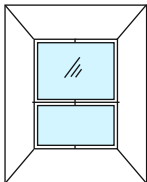


MR1
Full width
Partial height



MR1
Partial width
Mid height

UPGRADE OPTION



MR1
Full width
Full height
U

Handrails



HR61
F Asturías Satin
P

Skirting



F Asturías Satin
P

Note:

- U Upgrade option
- E Extended lead time
- P Nordic Swan Ecolabel
- Q LEED/BREEAM
- * Not available on KONE MonoSpace 4 DX Core
- ** Not available on KONE MonoSpace 4 DX Core or KES 100
- *** Not available on KONE MonoSpace 4 DX Core, KES 100, or KES 202
- **** Only available on KONE MonoSpace 4 DX Pro

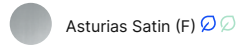
Car operating panel (COP)



COP



KONE Interact 20

Faceplate finishes



Asturias Satin (F)  

Mounting type

COP: flush* or surface
Button: surface

COP Lens



Black, round

Black, rectangular

UPGRADE OPTION COP lens




Magic Mirror, round

Magic Mirror, rectangular



COP Display



10.1" Smart TFT

Landing user interface (surface mounted)

Landing call stations






KLX02

Hall display



KIX01

Note:

- * Not available on KONE MonoSpace 4 DX Core
-  Upgrade option
-  Nordic Swan Ecolabel
-  LEED/BREEAM



Refined design

KONE Interact 20

Our versatile, modern user interface device range has everything you need to ensure clear guidance and make elevators as easy as possible for people to use.



Elegant

Authentic and
true interiors

The finest materials and highly versatile accessories cater to the needs of sophisticated, intelligent, and environmentally conscious spaces, including high-rise structures, corporate offices, and premium residential developments. These solutions inspire architects, designers, investors, and developers striving to meet lofty standards in their projects, even if full customization isn't required.

Not available for KONE MonoSpace 4 DX Core

Reference car interior

Wall: Copper Gold (CG)

Ceiling: CL151, Murano Mirror (H)

Floor: Gray Granite (SF42)

Mirror: Full Width, Full Height (MR1)


COP: KONE Interact 20, Carbon Black (CB)

Handrail: HR64, Painted Carbon Black P70

Skirting: Carbon Black (CB)

Walls

Color stainless steel



CB
Carbon Black
(Anti-fingerprint)
E D Q



CG
Copper Gold
(Anti-fingerprint)
E D Q




SS1
Shangri-La Gold
E D Q




SS7
Satin Steel
(Anti-fingerprint)
E D Q

Floors

Composite stone



SF40
White Marble
D Q



SF41
Beige Chalk
D Q



SF42
Gray Granite
D Q

Doors

Color stainless steel



CB *
Carbon Black
(Anti-fingerprint)
E D Q



SS1 **
Shangri-La Gold
E D Q



SS7 ***
Satin Steel
(Anti-fingerprint)
E D Q

Ceilings

Direct lighting



CL80
Carbon Black (CB)
E

Additional LED spot option available

Direct & indirect lighting



CL182
Asturias Satin (F)
Cottongrass White (P63)
Murano Mirror (H)
Carbon Black (CB)
E

Ceiling finishes

- Asturias Satin (F) E D Q
- Cottongrass White (P63) E D Q
- Murano Mirror (H) U E D Q
- Carbon Black (CB) U E D Q

UPGRADE OPTION

Luminous ceiling



CL151
Murano Mirror (H)
U E

UPGRADE OPTION

Indirect lighting



CL109
Cottongrass White (P63)
Asturias Satin (F)
U

Note:

- Upgrade option
- Extended lead time
- Nordic Swan Ecolabel
- LEED/BREEAM
- * Not available on KES 100 & 202
- ** Not available on 202
- *** Not available on KES 100, 202 & 602

Easy way to keep surfaces clean

Our specialized anti-fingerprint coating helps keep color stainless steel elevator materials looking as good as new by preventing staining and making fingerprints less visible and easy-to-clean.

Handrails



HR64
P70 Painted Carbon Black
(anti-bacterial treatment)
📄



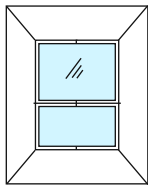
HR71
WDO - Blackened Oak with
brushed stainless steel fixings
📄

Skirtings



CB
Carbon Black
E 📄

Mirrors



MR1
Full width
Full height

Full back wall mirror



GM1
Light Silver
U 📄



GM2
Dark Silver
U 📄

Note:

- U Upgrade option
- E Extended lead time
- 📄 Nordic Swan Ecolabel
- 📄 LEED/BREEAM

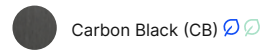
Car operating panel (COP)

COP



KONE Interact 20

Faceplate finishes

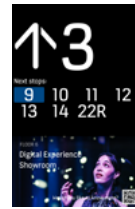


Carbon Black (CB) U 📄

Mounting type

COP: flush or surface
Buttons: surface
(EN81-72 compliant)

COP Display



10.1" Smart TFT

COP lens



Black,
round



Black,
rectangular



Magic Mirror,
round



Magic Mirror,
rectangular

Landing user interface (surface mounted)

Landing call stations



KLX02


Hall display



KIX01

Landing user interface (flush mounted)

Landing call stations

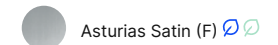


KSL 750

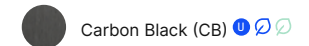
KSK 751
U

KSK 750

Faceplate finishes




Asturias Satin (F) U 📄



Carbon Black (CB) U 📄

Hall displays



KSI 756



KSH 750



KSI 753
U



KSA 753
U

Reference car interior

KONE Wide Illusion with mirrored back corners



Sense of space

With the help of printed glass and different mirror options, you can create an elevator experience that feels more spacious, a specially branded space or, for example, a calming experience for the users of your building.

Not available on MonoSpace 4 DX Core

Glass walls

Solid colors



GP1
Satin Bronze
E P S



GP2
Satin Silver
E P S



GP3
Spring Yellow
E P S



GP4
Trusted Blue
E P S



GP5
Carbon Black
E P S

Digitally printed glass



GD1
Wide Illusion
E P S



GD2
Gradient Lichen
E P S

Mirrors

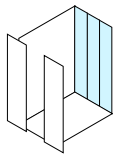


GM1
Light Silver
P S



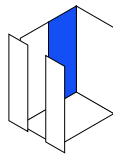
GM2
Dark Silver
P S

Glass and mirror combinations



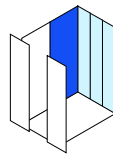
1
Full-glazed
back wall

Mirror or Deco-glass
on wall C



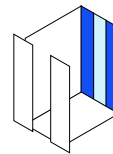
2
Mirrored
back corners

Mirrors in corners
(walls B and D)



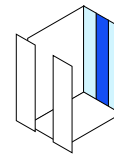
3
Mirrored
back corners,
glazed back wall

Mirrors on walls B, D,
and Deco-glass on
wall C



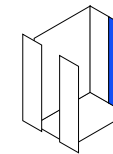
4
Centered
full-height glazing

Mirror and
Deco-glass
on back wall (C) –
3 panels, 2 materials



5
Centered
full-height mirror

Mirror and
Deco-glass
on back wall (C) –
3 panels, 2 materials



6
Offset mirror

New mirror
position in corner
of back wall (C)
on COP side

- Wall
- Glass
- Mirror

Note:

- Ⓛ Upgrade option
- Ⓧ Extended lead time
- Ⓜ Nordic Swan Ecolabel
- Ⓝ LEED/BREEAM

Mix & match

Customized to your needs

Couldn't find what you're looking for in one range? Don't worry, you're still free to mix & match materials and accessories freely.

Build smarter

Take advantage of our new planning tools to help you save time, make the right decisions, and plan your elevator car interior down to the very last detail.

Scan the QR code to
try the KONE Studio

<https://www.kone.com.cy/en/studio/>




Personalized journeys

From intuitive touchpoints to dynamic guidance, every interaction is designed to impress and simplify passenger flow.



Car operating panel (COP)



COP



KONE Interact 20

Available from July 2026


Faceplate finishes

-  Asturias Satin (F)
-  Carbon Black (CB)

Mounting type

COP: flush

COP Display



10.1" Smart TFT

COP lens



Black, round



Black, rectangular

UPGRADE OPTION

COP lens



Magic Mirror, round



Magic Mirror, rectangular

COP



KSC 837


Faceplate finishes

-  Asturias Satin (F)
-  Murano Mirror (H)
-  Carbon Black (CB)
-  Copper Gold (CG)

Mounting type

COP: flush

COP Display




10.1" Smart TFT

Jamb-mounted destination indicators (JM DIN)



KSJ 853 KSJ 863

Note:
 Upgrade option

Destination operating panel (DOP)



Pedestal
U

Frame material
Aluminum

Finishing
Deep black



KONE Interact 30
10.1"



KONE Interact 30
10.1"

Frame material
Polycarbonate

Finishing
Deep black
Light silver
Bronze

Mounting
Surface mounted
Flush mounted
Tilted
Tilted pedestal



KSP 1028
DOP 7"
U



KSP 1068
DOP 10.1"
U

Frame material
Aluminum

Finishing
Deep black
Light silver

Mounting
Surface mounted
Pedestal



Destination guide




KST 1068 Single
U



KST 1078 Dual
U

Elevator guide



U

Elevator identifiers (EID)



KST 850,
Passive



KST 860,
Active



KST 830,
Passive



KST 840,
Active



KST 880,
Passive



KST 890,
Active

Turnstiles

KONE Lane



Destination Guidance Display (DGD)



KSG 847
DGD 3rd party module

Note:
U Upgrade option

A man and a young girl are shown from the chest up, smiling and looking upwards. The man is on the right, wearing a grey blazer over a brown turtleneck. The girl is on the left, wearing a dark top. They are surrounded by falling confetti in shades of blue and purple. The background is dark with some blue and purple lighting.

KONE Digital Experience Cars

Sometimes the elevator ride is more than the destination

Enter a whole new world of multi-sensory experiences. With dynamic sound, vivid colors, and immersive themes, the KONE Digital Experience Car can be tailored to capture your attention or sooth your senses – create a unique journey for people in your building.




Aurora Car

Hybrid experience that is equally digital and physical, created through technology, driven by human needs.



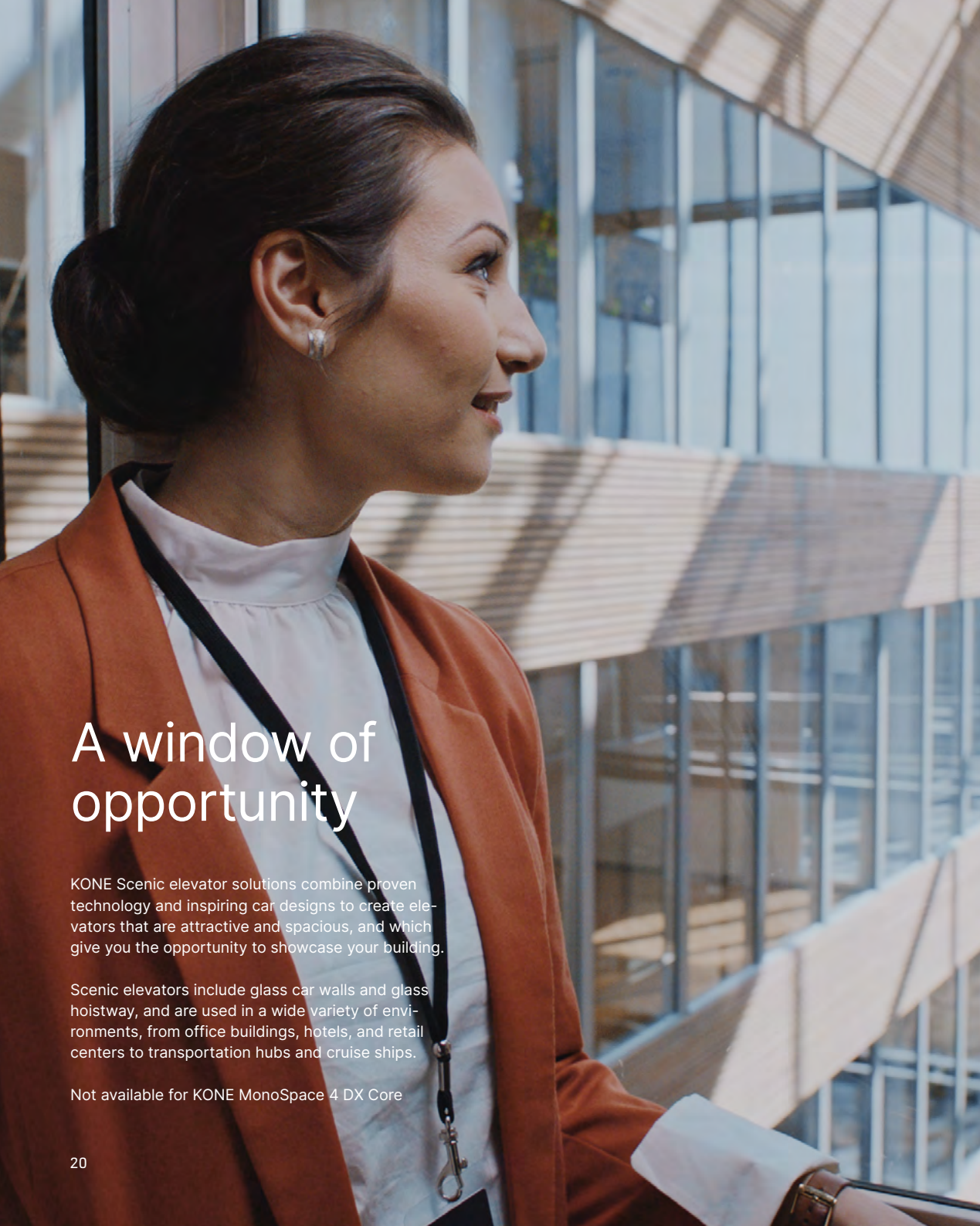
Mirror Display Car

Invisible if not required but always available when needed, 100% adaptable and future proof beyond ordinary way of communication.



Digital Experience Car

Create a transformative choreographed storytelling experience that offers guests a memorable and unique immersive and multi-sensory experience.



A window of opportunity

KONE Scenic elevator solutions combine proven technology and inspiring car designs to create elevators that are attractive and spacious, and which give you the opportunity to showcase your building.

Scenic elevators include glass car walls and glass hoistway, and are used in a wide variety of environments, from office buildings, hotels, and retail centers to transportation hubs and cruise ships.

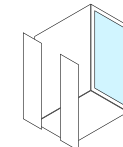
Not available for KONE MonoSpace 4 DX Core

Walls

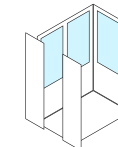
Transparent glass



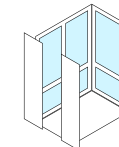
TW1 Glass
E



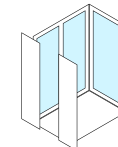
Glass back wall



Partial height glass car *



Full height glass car *



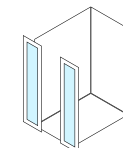
Seamless full height glass car *

Doors

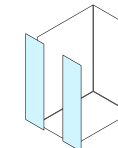
Transparent glass



TW1 Glass
E



Glass door with a frame **



Frameless glass door **

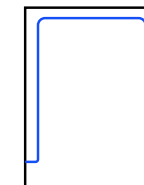
Handrails



HR81 – HR81TR (EN81-70)
F Asturias Satin
P70 Carbon Black,
SS1 Shangri-La-Gold

Handrail finishes

- Asturias Satin (F)
- Carbon Black (P70)
- Shangri-La Gold (SS1)



HR81TR is a continuous version

Note:

- Extended lead time
- Nordic Swan Ecolabel
- LEED/BREEAM
- * Only available on MonoSpace 700 DX
- ** Only available for KES 800

When nothing but highest durability matters

In the realm of demanding environments, where durability is paramount and usage is intense, the necessity for the most hard-wearing materials and accessories becomes indisputable.

Not available for KONE MonoSpace 4 DX Core




Walls

Corrosion resistant steel



A
Acid Proof
(AISI316)
E P Q



F1*
Asturias Satin
(AISI304)
E P Q

Floors


Tear plate



AL
Aluminium
E P Q




SS*
Stainless steel
E P Q




ST*
Chequered steel
E P Q

Doors

Corrosion resistant steel



A**
Acid proof
E P Q



F1***
Asturias Satin
E P Q

Note:

- E Extended lead time
- P Nordic Swan Ecolabel
- Q LEED/BREEAM
- * Only Available on KONE MonoSpace 700 DX
- ** Not available on KES 100, 202 & 602
- *** Not available on KES 100 & 202

Ceilings

Firefighter (EN81-72 compliant) and vandal ceilings (EN81-71 compliant)



CL80V / CL80FF / CL80FFL
Finish: Cottongrass White (P63)
Asturias Satin (F)



CL96V / CL96FF / CL96FFL
Finish: Cottongrass White (P63)
Asturias Satin (F)

Integrated ceiling





LF1 / LF1V (EN81-71 Cat.2)
Finish: Cottongrass White (P63)
Asturias Satin (F)

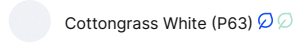


RL12
Finish: Cottongrass White (P63)
Asturias Satin (F)

Ceiling finishes




Asturias Satin (F)  





Cottongrass White (P63)  

Note:

Not available for KONE MonoSpace 4 DX Core

 Extended lead time

 Nordic Swan Ecolabel


 LEED/BREEAM

* Only available on MonoSpace 700 DX

** Also available for KONE MonoSpace 4 DX Core

KSS 140 – Vandal resistant



COP

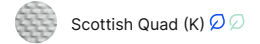




KSC 143PH
(Partial height)
KSC 143FH
(Full height)

Faceplate finishes



Flemish Linen (TS1)  



Scottish Quad (K)  

Mounting type

COP: flush
Button: surface


Landing devices



KSI 143




KSL 140



KSH 150

Handrails





HR94 * (EN81-70 & EN81-71 Cat.2)
F Asturias Satin


Skirtings



Corrosion resistant





F1* Asturias Satin (AISI304)
A* Acid Proof (AISI316)
 

Buffer rails



BR2
TS - Flemish Linen
 



BR2
L236 - Natural Oak
 



Accessibility for everyone


Our solutions are designed to improve accessibility within buildings for all users. When moving in and between buildings, even the smallest changes can greatly improve convenience.

KSS H – Accessible excellence



KSC H70, up to 12 buttons
KSC H40, up to 6 buttons

Landing devices (surface mounted)



KSL 710

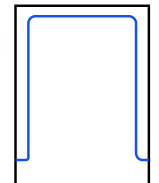
Faceplate finishes

- Asturias Satin (F) [🔗](#) [🔗](#)

Handrails



HR64TR * (EN81-70)
F Asturias Satin
P70 Carbon Black,
SS1 Shangri-La-Gold
[🔗](#)




H64TR is a continuous version

Handrail finishes

- Asturias Satin (F) [🔗](#) [🔗](#)
- Carbon Black (P70) [🔗](#) [🔗](#)
- Shangri-La Gold (SS1) [🔗](#) [🔗](#)

Seats



L234
Granite Gray
[🔗](#)

Mirrors



Wide Angle Mirror

Tenant directory



Installation: Horizontal or vertical
Sizes: A3 or A4

Note:
[🔗](#) Nordic Swan Ecolabel
[🔗](#) LEED/BREEAM
* Not available on MonoSpace 4 DX Core



KONE provides innovative and eco-efficient solutions for elevators, escalators, automatic building doors and the systems that integrate them with today's intelligent buildings. We support our customers every step of the way: from design, manufacturing and installation to maintenance and modernization.

KONE is a global leader in managing the smooth flow of people and goods throughout buildings. This makes us a reliable partner throughout the life cycle of buildings. We are fast, flexible, and we have a well-deserved reputation as a technology leader, with such innovations as KONE 24/7 Connected Services and KONE UltraRope®.

KONE employs over 63,000 dedicated experts to serve you globally and locally.

KONE CYPRUS

38 Prodromos Avenue
2063 Strovolos Nicosia
Cyprus

Tel : +357 22 778160
kcy@kone.com

www.kone.com.cy

This publication is for general informational purposes only and we reserve the right at any time to alter the product design and specifications. No statement this publication contains shall be construed as a warranty or condition, express or implied, as to any product, its fitness for any particular purpose, merchantability, quality or representation of the terms of any purchase agreement. Minor differences between printed and actual colors may exist.
KONE MonoSpace® DX, KONE EcoDisc® and People Flow® are registered trademarks of KONE Corporation.
Copyright © 2026 KONE Corporation.

01/2026

**Dedicated to
People Flow™**