

KONE

Unleash New Possibilities

KONE MonoSpace® 4 DX Core a Pro

www.kone.com.cy

Dedicated to
People Flow™

Unleash new possibilities

Unlock new potential with the **KONE MonoSpace® 4 DX Core and Pro** elevators. Create additional room for living and place a focus on sustainability for the forthcoming generations. Decrease energy usage and diminish your carbon footprint throughout the elevator's lifecycle, all while boosting space efficiency and expanding design possibilities.

Your building enhanced

Every square meter in your building is valuable, so why waste anything? Save space in every way and provide an unforgettable user experience.

Your time saved

Your time is valuable, so why not make the most of it? Save time at every stage - whether you are designing, building, or using your elevator.

Your expectations exceeded

Why settle for less when you can do more? Go the extra mile on design, exceed expectations on user experience, and stay ahead of the game on sustainability.

Key specifications



Connected



Speed
1 m/s



Max. travel
40 m



Load
400 kg – 1000 kg



Max. floors
Core: 14
Pro: 21



Energy efficient
ISO 25745 A class
VDI 4707 A class



Max. group size
Core: 2
Pro: 4



Door type
Core: side opening
Pro: side / center opening





Do more at every stage



Design it

When designing your elevator, you'll get all the support you need from day one. With easy-to-use planning tools, space-saving innovations, and unparalleled design freedom on your side, you can get the most from your project right from the start.

Build it

When it's time to build, your peace of mind is the number one priority. When everything is on time, on budget, and running smoothly, you can relax and focus on delivering excellence for your building and getting the most from your investment.

Use it

With a reliable, energy-efficient, and digitally enhanced elevator, you can exceed users' expectations, reduce your carbon footprint, and future-proof your building for future generations.

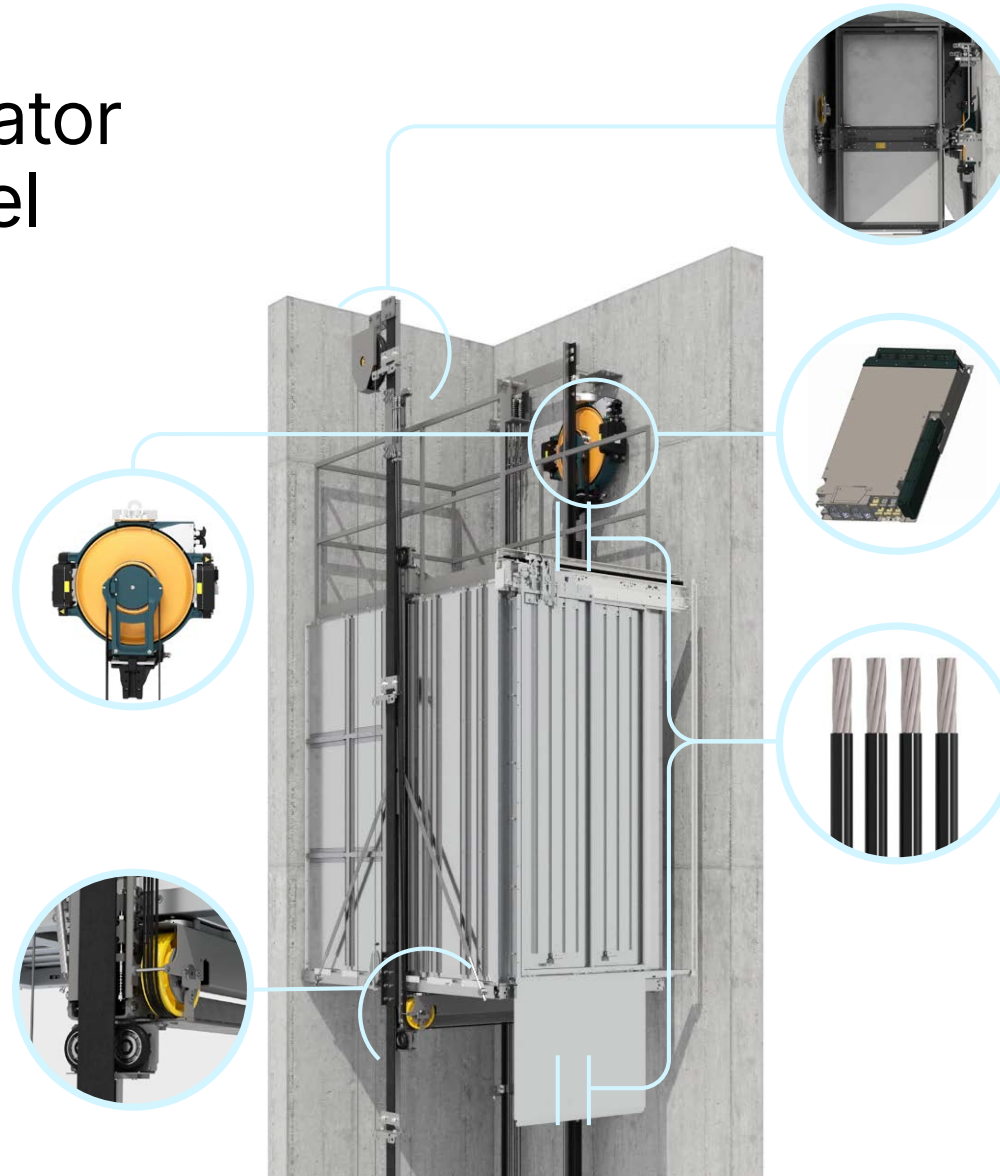
Take your elevator to the next level

Space-efficient, quiet, and durable machinery

- Up to 50% more compact, enabling improved energy efficiency and reduced carbon footprint
- Quiet operation for reduced disturbance in rooms adjacent to the shaft
- Increased lifetime with over 10M cycles

Roller guide shoes on counterweight and car

- Best-in-class ride comfort with reduced noise and vibrations
- Oil-free technology for a cleaner shaft environment
- Improved energy efficiency via reduced shaft friction



Integrated car sling structure

- Greater design flexibility for improved shaft efficiency
- Less complex shaft construction with reduced pit height

Regenerative drive

- Braking energy recovered from the motor is fed back to the supply network to be used elsewhere in the building

Durable, lightweight KONE EcoRope™ technology

High-tensile steel core

- High-strength technology enabling low carbon footprint and energy consumption.
- Reduced rope size with high-traction sheave diameter, verified up to 15 years life time with proper maintenance
- Reduced sill sag when loading due to enhanced rope stiffness'

High-friction polyurethane coating

- High resistance to wear and abrasion
- No metal-to-metal interaction for reduced noise and vibration



Optimize shaft dimensions



Increase lifetime and durability



Improve ride comfort and reduce noise



Reduce carbon footprint & energy consumption

Maximize architectural freedom with optimized shaft dimensions



Reduce building costs

Eliminate the need to penetrate the building structure (floor or roof) for easier shaft construction and waterproofing



Add value to your building

Free up sellable space to add parking spaces, extra room or a green space to promote biodiversity



Enhance existing building

Increase the car capacity in the same shaft with flexible car dimensions and high space efficiency



Restrict access to car roof

Ensure permanent refuge inside the car and no unauthorised access to the roof with our ceiling with integrated platform

**Headroom 2500 mm
(with car height 2100 mm)**



Safely reduce pit depth

Provide temporary working space for pit as low as 450mm (EN81-21*) with our innovative safety system

**Pit: 950 mm (EN 81-20),
450 mm (EN 81-21*)**

* Discuss with KONE for suitability to local codes



Proven quality and reliability

Ensure 24/7 monitoring, remote operations and immediate evacuation with inbuilt connectivity and safety devices



Actions to reduce carbon footprint over the elevator lifecycle



From design to delivery

Design

- Improved durability for a longer life

Materials & sourcing

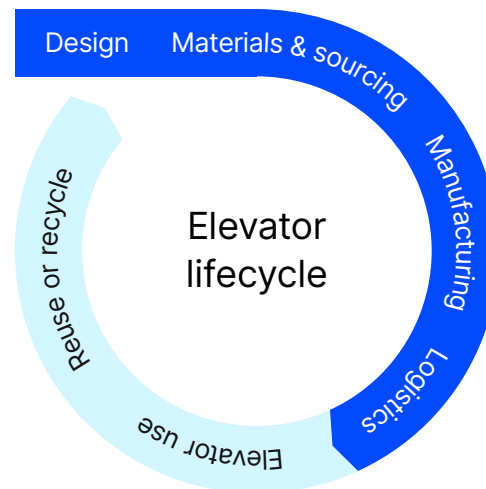
- Improved material efficiency
- Materials that promote healthy spaces

Manufacturing

- First carbon-neutral manufacturing units in the industry, powered by 100% renewable electricity
- Packaging optimized and, where possible, reused

Logistics

- Optimized routes and loading



Daily use

Elevator use phase

- Reduced energy consumption during use
- Carbon-optimized maintenance

Reuse or recycling

- A second life through modernization: Upgradable, energy-efficient elevators with a longer lifespan.
- Circularity in modernization: Recycling and reusing, and retaining materials and components (e.g. doors and guide rails).

For future generations



Reduce carbon emissions

HIGH-FRICTION, HIGH-TENSILE ROPES

Up to 70% lighter technology with longer lifetime

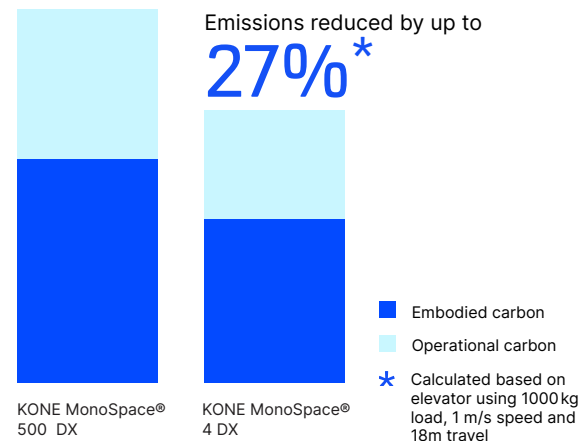
SPACE-EFFICIENT MACHINERY

Up to 50% more compact including a smaller counterweight

LUBRICATION FREE

Zero oil means a cleaner shaft and no hazardous waste to dispose of

Lifecycle carbon footprint



Read the Environmental Product Declaration for MonoSpace® 4 DX

<https://www.kone.com>

Increase energy efficiency

ENERGY-EFFICIENT HOISTING

Up to 10% saving when elevator is moving due to low-weight rope, reduced shaft friction, and optimized machinery design

LOW ENERGY ELECTRIFICATION

Up to 5% saving in electrification systems when elevator is not moving

STANDBY MODE

Up to 10% saving when elevator is not used for 5 minutes or longer

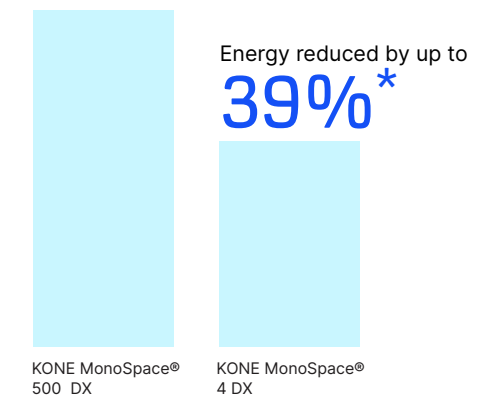
REGENERATIVE DRIVE

Up to 40% saving through recycling braking energy back into the building's power grid

KONE ENERGY MANAGEMENT

Up to 10% saving in elevator groups due to optimized energy use during low-traffic periods

Annual energy consumption



Connect your elevator to your building

An intelligent elevator experience makes your building a more attractive prospect for tenants and visitors alike. Future-proof your building with market-leading smart elevator system enhanced with built-in connectivity.



Improve people flow and accessibility with contactless access

Resident opens the lobby door with a badge or a smart key.



Reduce waiting times

Elevator arrives on main floor. The resident enters and is taken automatically to the desired floor.



Improve communications and transparency in the building

Resident communicates with the visitor and opens the door.



Keep up-to-date with elevator status in real time

Monitoring the elevator helps us take proper care of it for you, now and in the future.



Ecosystem partners for turnkey solutions

Access control and entry door systems

intronone COMELIT

iLOQ SmartThings

Building management systems

intent

2N



Robots

robotize



KONE has an open API digital platform for creating tailored solutions

As smooth as construction can be



CONSTRUCTION TIME USE ELEVATORS

Accelerate your schedule and improve logistics by moving site workers and materials around the building more efficiently with Construction Time Use elevators.




KONE JUMPLIFT

Gain early access to use the elevator before shaft completion so workers, tools and materials reach their destination faster



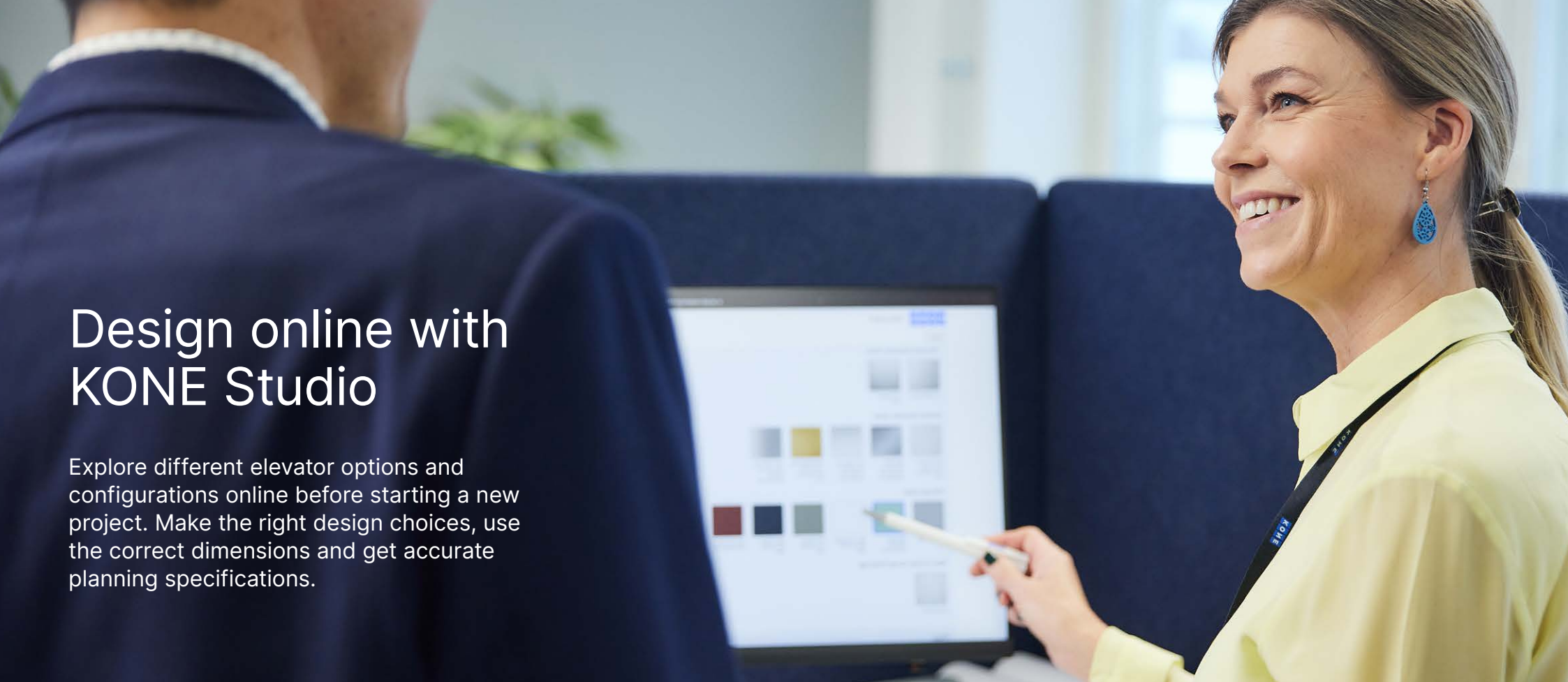
KONE 24/7 PREDICTIVE MAINTENANCE

Increase elevator availability by fixing potential problems before they happen to maximize uptime



KONE SITE FLOW

Give full control of your vertical transportation to your site manager to manage access control, optimize logistics and monitor elevator performance day to day



Design online with KONE Studio

Explore different elevator options and configurations online before starting a new project. Make the right design choices, use the correct dimensions and get accurate planning specifications.



Design with 3D visuals

Find the look you love with a simple, easy-to-use and free online design tool.



Use exact building specifications

Optimize planning with accurate and always up-to-date product data.




Save project details

Test and finalize your custom designs, then make changes later if needed.




Export CAD and BIM drawings

Identify potential issues and plan ahead to avoid surprises during construction.



Scan the QR code to try the KONE Studio


<https://www.kone.com.cy/en/studio/>



Technical specifications – Core

KONE MONOSPACE® 4 DX CORE

Standard configuration



Hoisting

- Gearless machinery with up to 180 starts / hour
- Integrated sling for reinforced car structure and reduced vibration
- Roller guides for improved ride comfort
- Oil free technology




Cable

- High friction and tensile ropes, verified up to 15 years life time with proper maintenance
- Increased stiffness for reduced sill sag during car loading
- 2:1 roping



Connectivity

- Native connectivity with open digital platform
- Ecosystem partners can provide innovative turnkey solutions



Energy efficiency

- Standby mode
- LED lighting
- Regenerative drive

Main options



User interface

- Customizable user interface design
- Car operating panel in full or partial height with flush or surface mounting
- Hall lantern or indicator in car or on landing



Design

- Customizable door and car interior finishes
- Essential & Refined design range
- Easy-to-clean, scratch-resistant, and anti-microbial materials




Architectural flexibility

- Low headroom solutions for easier shaft construction
- Doors fully installed in shaft to keep existing door cut-out
- Short guiderails to adapt to the building structure



Safety and security

- Autonomous or building-integrated access control in car or at landing
- Emergency battery drive to enable evacuation of passengers to closest floor in case of power failure



Doors

- Installation on the landing or in the shaft
- Front, frame, or narrow frame doors
- Painted steel, stainless steel, or structured steels



User experience

- AI-powered predictive maintenance and remote rescue operation in case of breakdown
- Automated elevator call integration into building access control system




Construction productivity

- Construction Time Use elevators for efficient site logistics
- Early installation and availability of the elevator during shaft construction with KONE JumpLift™

Technical specifications – Pro

KONE MONOSPACE® 4 DX PRO

Standard configuration



Hoisting

- Gearless machinery with up to 180 starts / hour
- Integrated sling for reinforced car structure and reduced vibration
- Roller guides for improved ride comfort
- Oil free technology




Cable

- High friction and tensile ropes, verified up to 15 years life time with proper maintenance
- Increased stiffness for reduced sill sag during car loading
- 2:1 roping



Connectivity

- Native connectivity with open digital platform
- Ecosystem partners can provide innovative turnkey solutions



Energy efficiency

- Standby mode
- LED lighting
- Regenerative drive

Main options



Best-in-class ride comfort

- Machinery and guiderails insulation to reduce noise
- Rollers with buffers to reduce noise and vibrations
- Adjacent room noise: 30dB standard, 27 dB optional



Design

- Highly customizable door and car interior finishes
- Essential, Refined & Elegant design range
- Easy-to-clean, scratch-resistant, and anti-microbial materials



Architectural flexibility

- Low headroom and pit solutions for easier shaft construction
- Flexible car dimensions to fit into existing shaft
- Doors fully installed in shaft to keep existing door cut-out
- Short guiderails to adapt to the building structure



Destination Control System

- Smart grouping of passengers with similar destination; less waiting and faster journeys in the building
- Easy integration with building access control



Doors

- High duty doors designed for up to 800 000 starts per year
- High traffic door operator for up to 425 starts per hours
- Glass finishing for panoramic view



Vandal resistance

- Anti-vandal signalization
- Anti-vandal doors
- Structured stainless steel finishes designed for tough environments



Construction productivity

- Construction Time Use elevators for efficient site logistics
- Early installation and availability of the elevator during shaft construction with KONE JumpLift™



Supervision

- Remote monitoring and control of equipment in the building
- Real-time traffic view
- Prioritizing and controlling of commands by schedule



Get the best maintenance for your DX elevator

All DX elevators come with in-built connectivity that helps provide predictive maintenance for maximum availability and optimized planning.

KONE Care Predictive DX

Effortless service that uses AI-based data analytics to anticipate maintenance needs, reduce unexpected repairs and enable fact-based planning, while also offering remote services to solve issues quickly over the air.

More uptime and less reactive work

55%

fewer customer-reported elevator issues over a 3-year period

Increase the amount of planned work

80%

of faults identified proactively

Fix issues quickly over-the-air

2m 30s

average remote rescue time

KONE Remote Services

Inbuilt KONE Remote Service increases uptime and solves issues quickly with over-the-air maintenance actions.



KONE provides innovative and eco-efficient solutions for elevators, escalators, automatic building doors and the systems that integrate them with today's intelligent buildings. We support our customers every step of the way: from design, manufacturing and installation to maintenance and modernization. KONE is a global leader in managing the smooth flow of people and goods throughout buildings. This makes us a reliable partner throughout the building life cycle. We are fast, flexible, and we have a well-deserved reputation as a technology leader, with such innovations as KONE 24/7 Connected Services and KONE UltraRope®. KONE employs over 60,000 dedicated experts to serve you globally and locally.

KONE CYPRUS

38 Prodromos Avenue
2063 Strovolos Nicosia
Cyprus

Tel : +357 22 778160
kcy@kone.com

www.kone.com.cy

This publication is for general informational purposes only and we reserve the right at any time to alter the product design and specifications. No statement in this publication shall be construed as a warranty or condition, express or implied, as to any product, its fitness for any particular purpose, merchantability, quality or representation of the terms of any purchase agreement. Minor differences between printed and actual colors may exist. KONE MonoSpace® DX, KONE EcoDisc® and People Flow® are registered trademarks of KONE Corporation.
Copyright © 2026 KONE Corporation.

05/2026

**Dedicated to
People Flow™**